

TECHNICAL NOTE

Date 21 Jan 09 (rev 3 , Feb 10)

ref 204

Raised by: TC

Distributed to: as required

Soundtracs – Digico(UK) Ltd. Unit 10 Silverglade Business Park Chessington Surrey KT9 2QL England
 Tel: +44 1372 845600 Fax: +44 1372 845656 email: support@digiconsoles.com

SD8 MIXER

INTERNAL JUMPER SETTINGS


P16032A fader drive PCB

Note the same PCB is used for both inputs and master, their function is set by jumpers. The function and programming jumpers are marked PL9 and approximately at the centre of the PCB.

The upper pictures show the jumpers in normal run mode.

The lower pictures show the jumpers in special external programmer mode (NOT used with internal upgrade program).

NORMAL MODE



Left section (not on SD8-24)





centre section

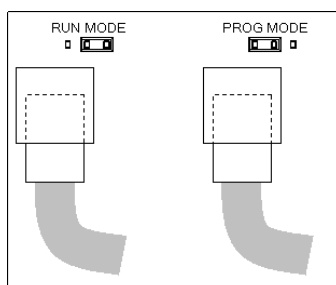


right section

PROGRAM ONLY MODE



Do NOT move the run mode jumper in normal use.



P16034 Local audio IO PCB

The programming link is adjacent to the programming socket