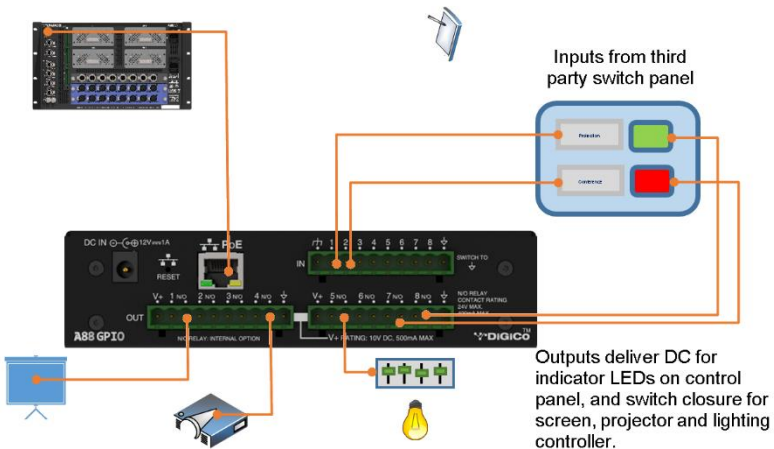


A88 GPIO

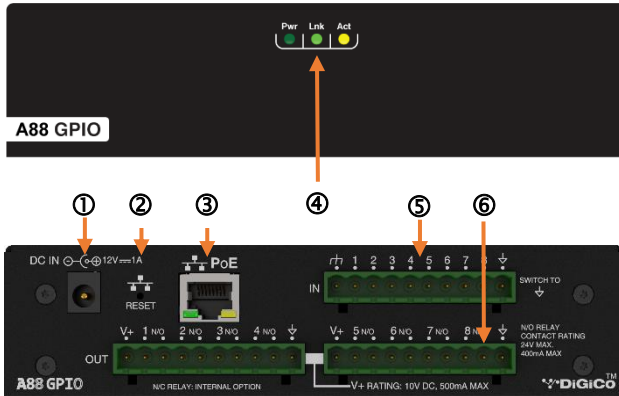
A88 GPIO is a general purpose I/O interface for control integration of a 4rea4 system and third-party hardware, offering 8 opto-coupled inputs and 8 relay outputs on Phoenix connectors, in addition to two +10V DC outputs.

Up to 8 GPIO modules can be connected to a 4rea4 system via Cat5 cable, directly or via a network switch. GPIO functions are programmed using 4rea4 Controller software and can be configured for a number of install and broadcast applications, including EVAC (alarm / system mute), broadcast (on air lights, fader start logic) and theatre automation (curtains, lights).

Application example



Layout and connections



① **DC input** - The unit can be powered by the supplied AC/DC adapter or alternatively via Cat5 cable when connected to a PoE source.

② Use only the power supply provided with the product (ENG Electric **6A-161WP12**, DiGiCo part code AM10314). The use of a different power supply can cause electrical or fire hazards.

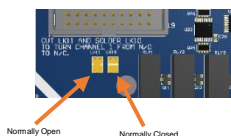
③ **Network Reset** - Resets Network settings to the default IP address 192.168.1.75 with subnet 255.255.255.0. Hold down the recessed switch whilst powering up the unit to reset.

④ **Network socket** - PoE IEEE 802.3af-2003 compliant.

⑤ **Status LEDs** – Light to confirm Power, physical connection (Lnk) and network activity (Act).

⑥ **Inputs** – 8x opto-coupled inputs, switching to ground.

⑦ **Outputs** – 8x relay outputs and 2x 10V DC outputs. All relay outputs are normally open by default. Output 1 can be configured to be normally closed as indicated here:



Cut solder link LK11 on the internal PCB.

Solder link LK10.

Installation

A88 GPIO can be used free standing or up to two units can be installed in a 1u rack space using our optional rack ear kit which can be ordered from your DiGiCo dealer:

X-A-19RK-KIT - AStar/A88GPIO 19" RACK EAR KIT

Cat5 or higher STP cable is required, with a maximum cable length of 100m per connection.

Specifications

Relay Output Max Voltage	24V
Relay Output Max Current	400mA
External Power Output	+10VDC / 500mA max
Operating Temperature Range	0°C to 35°C (32°F to 95°F)
Power Requirement	12V DC via external PSU, 1A max or PoE (IEEE 802.3af-2003), 0.9A max

Dimensions and Weights

W x D x H x Weight	171 x 203 x 43 mm (6.75" x 8" x 1.7") x 1.2kg (2.7lbs)
Boxed	360 x 306 x 88 mm (14.25" x 12" x 3.5") x 3kg (6.6lbs)

Read the Safety Instructions Sheet included with the product and the information printed on the panel before operating.

A limited one year manufacturer's warranty applies to this product, the conditions of which can be found at: <http://www.digico.biz/docs/about/legal.shtml>

By using this DiGiCo product and the software within it you agree to be bound by the terms of the relevant End User Licence Agreement (EULA), a copy of which can be found at: <http://www.digico.biz/docs/about/legal.shtml>

Check the DiGiCo website for the latest documentation and software updates



Copyright © 2018 DiGiCo (UK) Ltd. All rights reserved