

# TECHNICAL NOTE

Date 6 Mar 20

ref 482

Raised by: TC

Distributed to: as required

Soundtracs - Digico(UK) Ltd. unit 10 Silverglade Business Park Chessington Surrey KT9 2QL England  
Tel: +44 1372 845600 Fax: +44 1372 845656 email: support@digiconsoles.com

---

## SD5 MIXER

### INTERNAL JUMPER SETTINGS & PROGRAMMING CODES


Internal PCBs are fitted with jumper links. All have a “programming” link to enable (and disable) use of the ICD series external PC programming system connected via RJ11 connector.

On the fader drive PCBs further links set the “function” of the PCB for master or input use (but not address / location).

#### **P16124 Fader driver PCB programming link**


Do not set to programming mod unless the appropriate external programmer is connected.

See LK1



#### **P16134 local IO PCB programming link**


Do not set to programming link unless the appropriate external programmer is connected



The programming link is adjacent to the programming socket

### P16129 Power Distribution & KVM interface PCB programming link

Do not set to programming link unless the appropriate external programmer is connected




The programming link is adjacent to the programming socket

### P16124 Fader driver PCB function set


See Links LK2 LK3

Inputs both left & right side sections



LK 2 set, LK3 not set

Master section



Note LK2 & LK 3 not set  
Jumpers left attached for future use if required